

MWHC

MODULAR WALL. HEATING AND COOLING.


The ModuleWall.



VIDEO

www.variotherm.com

VARIOTHERM



Variotherm has a long history and benefits from extensive expertise in the area of radiant heat. The company launched the first modular wall heating/cooling system, and hence the first industrially milled gypsum fibre boards with integrated piping, in 1999.

THE THREE. INGENIOUS. PROPERTIES.

THE EFFICIENT WALL

The Variotherm Modular Wall is an extremely energy efficient heating and cooling system which provides high output and works with low temperatures. In combination with alternative energy sources in particular, that means up to 25% lower heating costs!

1

THE FLEXIBLE WALL

The panel system made of gypsum fibre boards that have been tested for their healthy building properties can be entirely flexibly installed on walls and sloping ceilings. Heating, cooling and complete wall are perfectly combined in a single product.

2

THE COSY WALL

During the cold period, Variotherm Modular Panels give out gentle radiant heat. In the summer, they effectively cool the room down to a pleasant temperature.

3





HERE'S HOW IT WORKS

Set up. Screw on. Connect the pipes. The CosyWall is finished. The ModulePanels are attached as a drywall construction to metal or wooden support structures. The VarioModule pipes are already integrated in the rear of the gypsum fibre boards, which have been tested for their biological properties. Heating/cooling all in one!

THAT'S. HOW. IT. SHOULD BE.



FOR WALLS

Ideal for wooden slat structures, prefabricated houses, penthouse flats and gentle renovation: The flexible panel system is compatible with all your design ideas. Plug sockets, light switches, or pictures on the wall? No problem!

FOR SLOPING ROOFS

Extended penthouse flat? Cool! The Variotherm ModulePanels can be perfectly adapted to any sloping roof or complex roof structure. They heat and cool any room in a comfortable and healthy way without forced air and absolutely noiseless.





VIDEO



Our video shows the renovation of radiators to a drywall wall heating/cooling solution.
www.variotherm.com/en/refurbishment2.0




In bathrooms, bedrooms and living areas.
 Ideal for realising all design requirements.




VIDEO



Renovation in a listed building. Our video shows how easy it is to install a Modular Wall heating/cooling system.
www.variotherm.com/de/sanieren2.0



Raised module wall as a design feature.





Easy Installation!
The VarioModule pipe is already fully integrated in the rear of the ModulePanel.



Hang up pictures? The pipes are easy to locate with the Variotherm pipe locator or using thermofoil.



The room thermostats guarantee simple, fast regulation of the room temperature.



The pipe connections are 100% tight. Once pressed, they last a lifetime.



EVERYTHING. YOU NEED.

All Variotherm heating/cooling manifolds are fully assembled and pressure-tested.





TECHNICAL PROPERTIES. SAFETY. TYPES.

FASCINATING. EVERYTHING COMPLETELY SIMPLE.

Our Modular Wall is a complete system designed by Variotherm, based on the most advanced heating and cooling principles. Here, heating, cooling and complete wall are perfectly combined in a single product.

The VarioModule pipes, which are designed to provide optimum heat transfer, are already integrated in the rear of the gypsum fibre boards, which have been tested for their biological properties.


SPECIALLY DESIGNED. DOWN TO THE SMALLEST DETAIL.

Variotherm has designed all of the details to make the installation steps quick and easy to complete. For example, you will find pre-marked drill holes on all ModulePanels. These make it possible to precisely position the screws which are arranged between the pipes.

TESTED. SAFE IS SAFE.


Climate friendly. Environmentally friendly. Quality certified. Fireproof. The ModuleWall meets the highest safety standards, and has, been tested for fire protection safety according to EN 1363-1, EN 1364-1 and EN 1365-2 by the IBS Linz Institute for Fire Protection Technology and Safety Research. Test number: 10111710.

ModuleWall

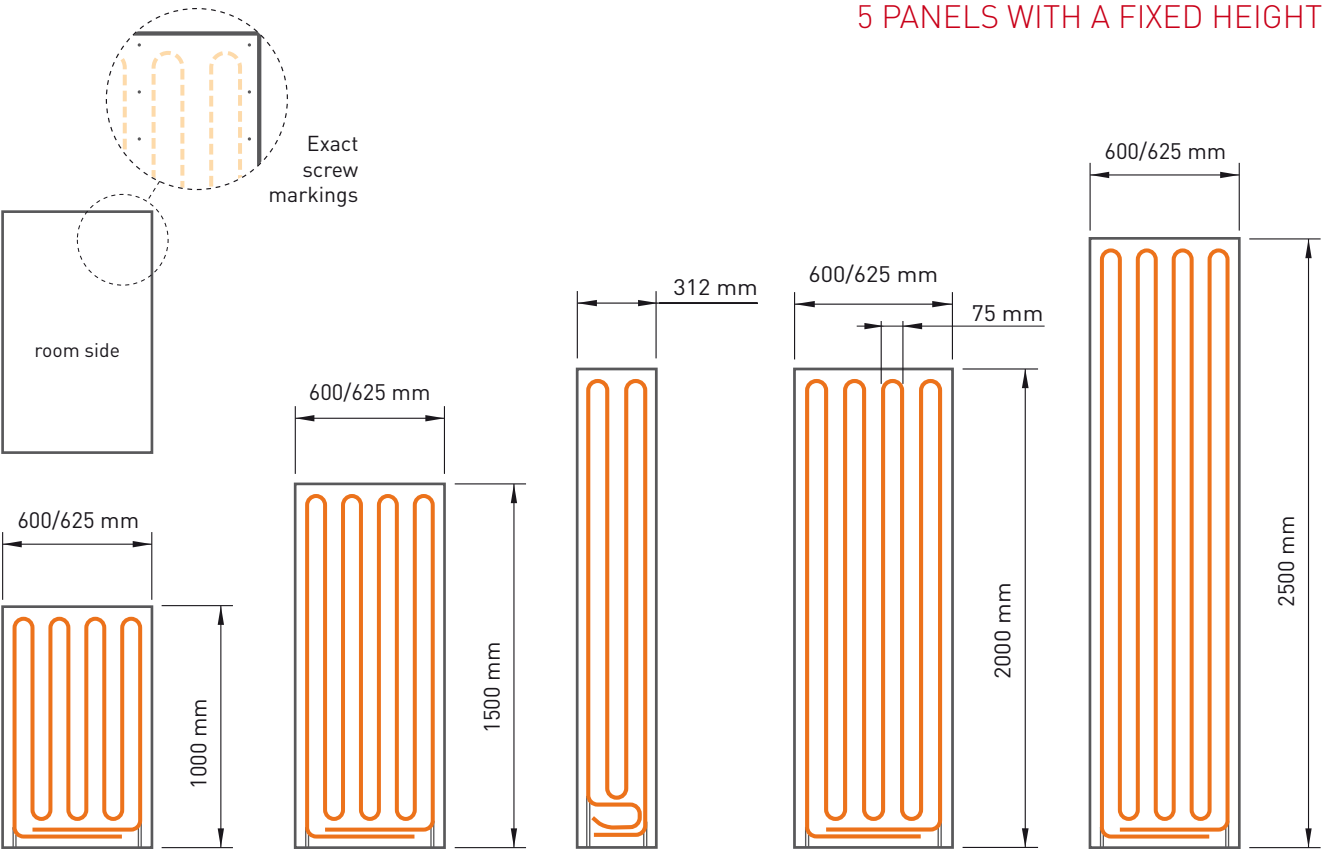


Modular panel

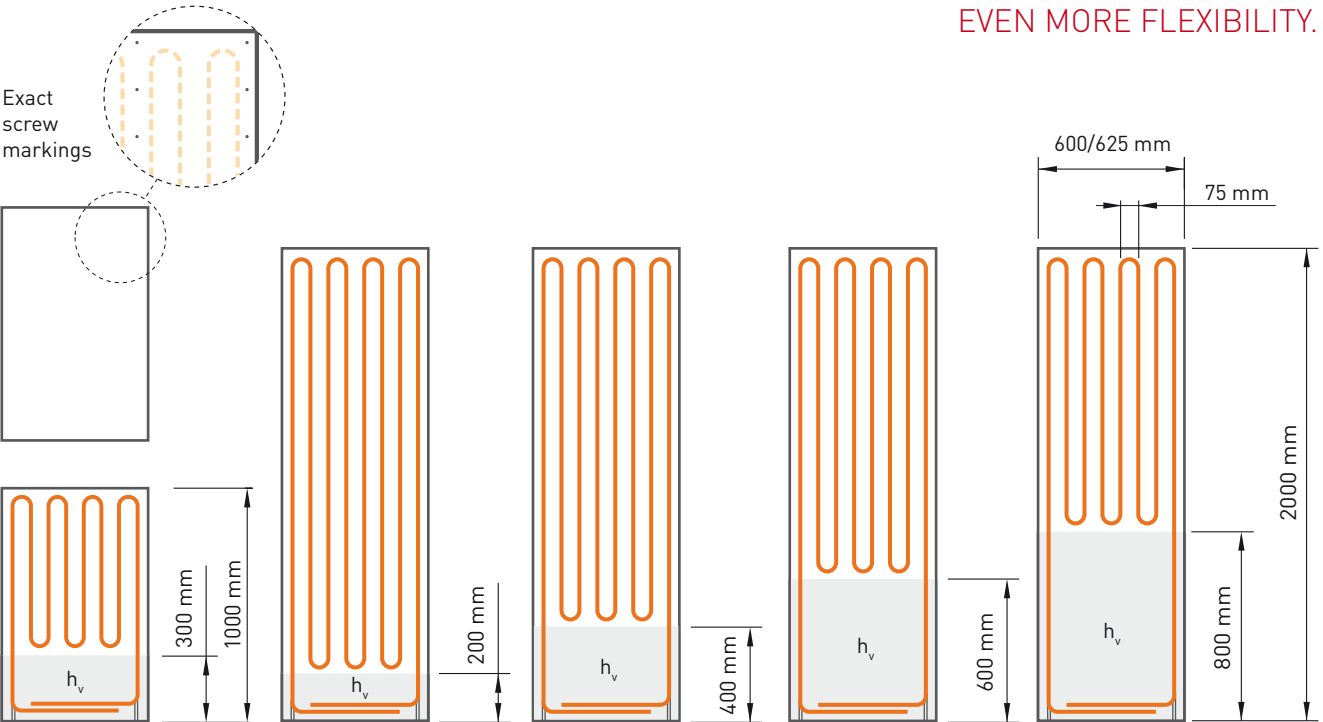
- 1 Gypsum fibreboard 18 mm
- 2 VarioModule pipe 11.6 x 1.5 mm laser
- 3 Fastening screws
- 4 Joint adhesive
- 5 Substructure (metal or wood)



5 PANELS WITH A FIXED HEIGHT



5 PANELS WITH A VARIABLE HEIGHT. EVEN MORE FLEXIBILITY.



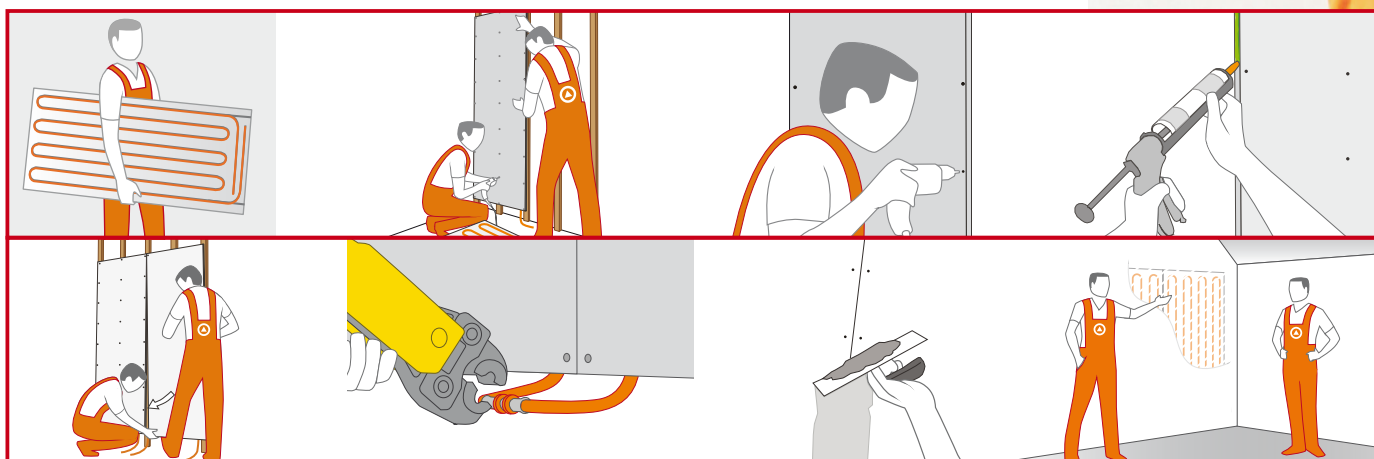
h_v variable range: Height adjustment, sockets, etc.

SIMPLY. QUICKLY. INSTALLED.

THE SUBSTRUCTURE

The ModulePanels are fixed to metal or wood support structures.

1



INSTALLING THE MODULEPANELS

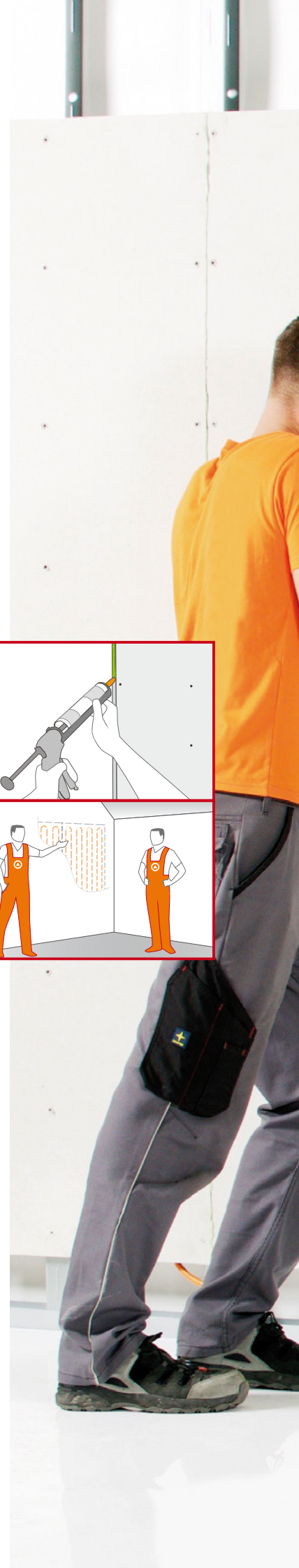
Align the panel in position. Screw on where the pre-marked drill holes are located. Apply joint adhesive along the edge for a perfect hold. Set up the next panel, fit it into place, and fix.

2

FINAL INSTALLATION

Connect the VarioModule pipes securely using the press fit couplings. That's all there is to it! The gypsum fibre boards are then ready for plastering, painting, papering or tiling.

3





STRONG. ARGUMENTS. GUARANTEED.

- The Variotherm Modular Wall combines heating, cooling and finished wall all in one
- Ideal for living room, bedroom, bathroom, hallways; for renovation and new build
- Energy saving, high output and low temperature system
- For cooling: silent, free of forced air, energy saving – pleasant room temperature guaranteed
- Flexible complete system: 10 ModulePanels enable you to fulfill all design requirements
- Fireproof gypsum fibre boards tested for their biological properties
- Healthy radiant heat for optimum comfort
- 10 year guarantee

ALSO AVAILABLE FROM VARIOTHERM



WALL-CEILING.
HEATING-COOLING.
PLASTER.



MODULAR.
FLOOR HEATING.
20 mm.



SCREED.
FLOOR HEATING.
SYSTEMS.



MODULAR.
CEILING COOLING.
CEILING HEATING.

YOUR VARIOTHERM PARTNER



VARIO[®]THERM HEIZSYSTEME GMBH

GÜNSELSDORFER STRASSE 3a
2544 LEOBERSDORF
AUSTRIA

T: 0043 2256 648 70 0
F: 0043 2256 648 70 9

office@variotherm.com

www.variotherm.com

